

YAMAHA IGNITION MODELS

YAMAHA MODELS

| <u>Model</u> | <u>Plug Configuration</u> | <u>Page No.</u> |
|--------------|---------------------------|-----------------|
| TID14-51 | 4/6 | 3 |
| TID14-50 | 4/6 | 4 |
| TID14-48 | 4/6 | 4 |
| TID14-39 | 4/6 | 4 |
| TID14-37 | 4/6 | 4 |
| TID14-30 | 4/6 | 5 |
| TID14-21 | 4/6 | 4 |
| TID14-20 | 4/6 | 4 |
| TID14-19 | 4/6 | 4 |
| TID14-10 | 4/8 | 4 |
| TID14-06 | 4/6 | 6 |
| TID12-10 | 4/6 | 7 |

Plug Configuration – This is the number of plugs that connect to Ignition Pack and The number of pins per plug e.g. 4/6 is a 4 pin plug and a 6 pin plug that go to the ignition unit

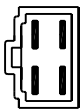
REVISION

DATE

DESCRIPTION

PLUG 1

PLUG 2

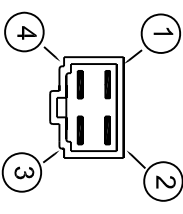


Yamaha ignition unit TID14-51

ERD CONFIGURATION to fit above unit


MALE PLUG 1

| | | |
|-------|--------------------------------------|--------|
| PIN 1 | Not used | |
| PIN 2 | TRIGGER COIL SOURCE (FOR COIL (2&3)) | GREY |
| PIN 3 | TRIGGER COIL SOURCE (FOR COIL 1&4) | ORANGE |
| PIN 4 | TRIGGER COIL EARTH | BLACK |



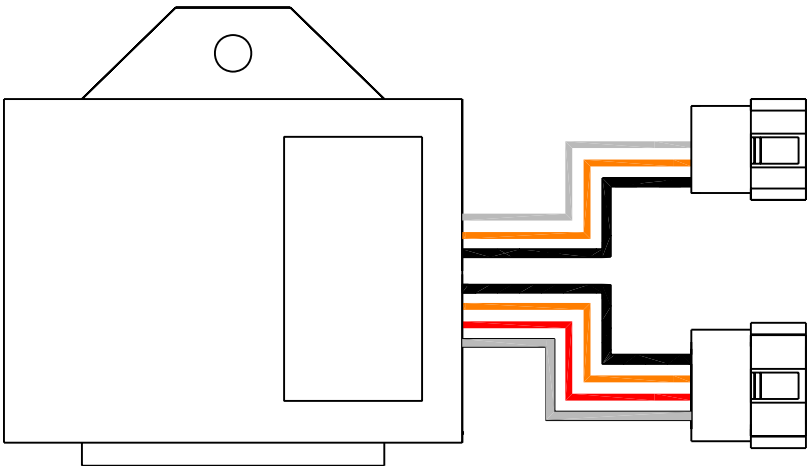
MALE PLUG 2

| | | |
|-------|-------------|--------|
| PIN 1 | COIL (2&3)) | GREY |
| PIN 2 | Not Used | |
| PIN 3 | EARTH | BLACK |
| PIN 4 | BATTERY | RED |
| PIN 5 | Not Used | |
| PIN 6 | COIL (1&4) | ORANGE |



Known Modeles were fitted

F J 1200



ERD

ELECTRONIC
RESEARCH &
DEVELOPMENT

PO BOX 34 089 BIRKENHEAD
AUCKLAND

TITLE

YAMAHA TDI 14-51 IGN UNIT
WIRING & PLUG CONFIGURATION

DATE 4/6/08

SHEET 1 OF 1

DRAWN BY
BH

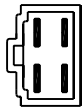
DRG NO. YAM

REVISION

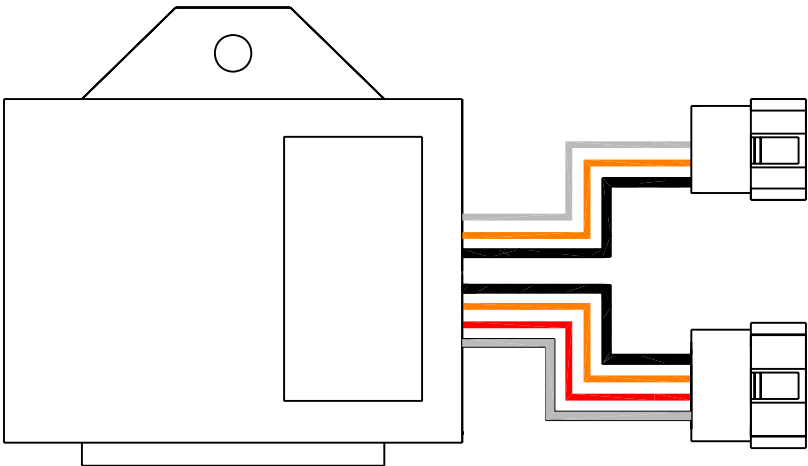
DATE

DESCRIPTION

PLUG 1



PLUG 2



Yamaha ignition unit

TD114-37, TD114-21, TD114-20, TD114-19

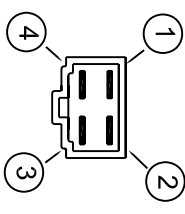
TD114-39 TID14-48 TID 14-10 TDI-50

TD114-31

ERD CONFIGURATION to fit above units


MALE PLUG 1

| | | |
|-------|--------------------------------------|--------|
| PIN 1 | Not used | |
| PIN 2 | TRIGGER COIL SOURCE (FOR COIL (2&3)) | GREY |
| PIN 3 | TRIGGER COIL SOURCE (FOR COIL 1&4) | ORANGE |
| PIN 4 | TRIGGER COIL EARTH | BLACK |



MALE PLUG 2

| | | |
|-------|-------------|--------|
| PIN 1 | Not Used | |
| PIN 2 | COIL (2&3)) | GREY |
| PIN 3 | EARTH | BLACK |
| PIN 4 | BATTERY | RED |
| PIN 5 | COIL (1&4) | ORANGE |
| PIN 6 | Not Used | |



Known Modeles were fitted

- F J 1100
- X J 900
- F Z 750
- X J 750
- F Z 600
- X J 600

ERD

**ELECTRONIC
RESEARCH &
DEVELOPMENT**

PO BOX 34 089 BIRKENHEAD
AUCKLAND

TITLE

YAMAHA TDI 14-50/48/39/37/21/20/19/10 IGN UNIT
WIRING & PLUG CONFIGURATION

DATE 4/6/08

SHEET 1 OF 1

DRAWN BY BH

DRG NO. YAM

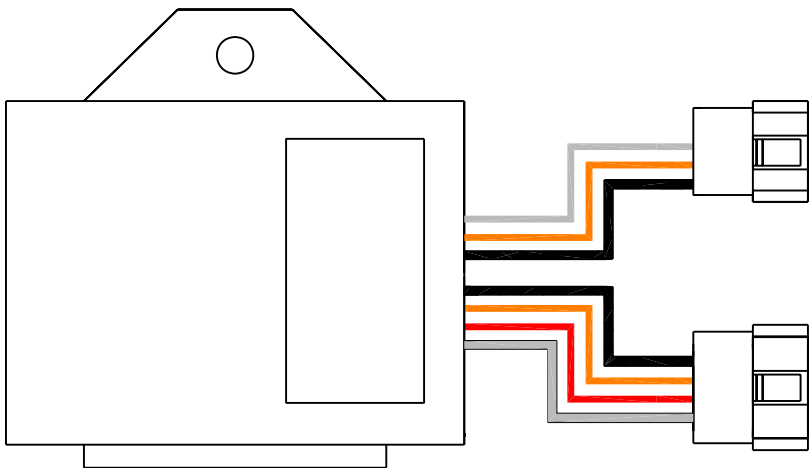
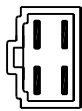
REVISION

DATE

DESCRIPTION

PLUG 1

PLUG 2

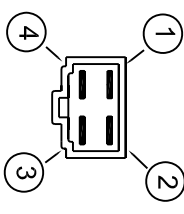


Yamaha ignition unit TID14-30

ERD CONFIGURATION to fit above unit


MALE PLUG 1

| | | |
|-------|--------------------------------------|--------|
| PIN 1 | Not used | |
| PIN 2 | TRIGGER COIL SOURCE (FOR COIL (2&3)) | GREY |
| PIN 3 | TRIGGER COIL SOURCE (FOR COIL 1&4) | ORANGE |
| PIN 4 | TRIGGER COIL EARTH | BLACK |



MALE PLUG 2

| | | |
|-------|----------------------------------|--------|
| PIN 1 | COIL (2&3)) | GREY |
| PIN 2 | Aux circuit not used on ERD pack | |
| PIN 3 | EARTH | BLACK |
| PIN 4 | BATTERY | RED |
| PIN 5 | Aux circuit not used on ERD pack | |
| PIN 6 | COIL (1&4) | ORANGE |



Known Modeles were fitted

FJ 1100 (with vacuum advance, the ERD pack does not use the vacuum input. Hose needs to be plugged)

ERD

ELECTRONIC
RESEARCH &
DEVELOPMENT

PO BOX 34 089 BIRKENHEAD
AUCKLAND

TITLE

YAMAHA TDI 14-30 IGN UNIT
WIRING & PLUG CONFIGURATION

DATE 4/6/08

SHEET 1 OF 1

DRAWN BY
BH

DRG NO. YAM

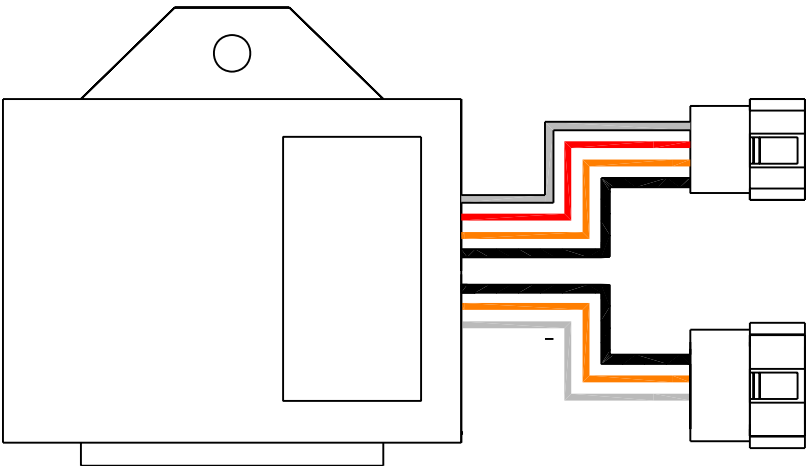
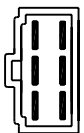
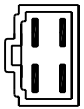
REVISION

DATE

DESCRIPTION

PLUG 1

PLUG 2

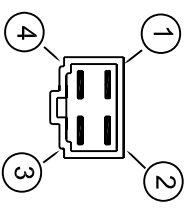


Yamaha ignition unit TID14-06

ERD CONFIGURATION to fit above unit

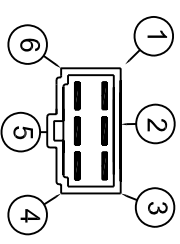
MALE PLUG 1

| | | |
|-------|-------------|--------|
| PIN 1 | COIL (1&4) | ORANGE |
| PIN 2 | EARTH | BLACK |
| PIN 3 | BATTERY | RED |
| PIN 4 | COIL (2&3)) | GREY |



MALE PLUG 2

| | | |
|-------|--------------------------------------|--------|
| PIN 1 | Not Used | |
| PIN 2 | TRIGGER COIL SOURCE (FOR COIL (2&3)) | GREY |
| PIN 3 | Not Used | |
| PIN 4 | Not Used | |
| PIN 5 | TRIGGER COIL SOURCE (FOR COIL 1&4) | ORANGE |
| PIN 6 | TRIGGER COIL EARTH | BLACK |



Known Modeles were fitted

X J 750

ERD

ELECTRONIC
RESEARCH &
DEVELOPMENT

PO BOX 34 089 BIRKENHEAD
AUCKLAND

TITLE

YAMAHA TDI 12-10 IGN UNIT
WIRING & PLUG CONFIGURATION

DATE 4/6/08

SHEET 1 OF 1

DRAWN BY
BH

DRG NO. YAM

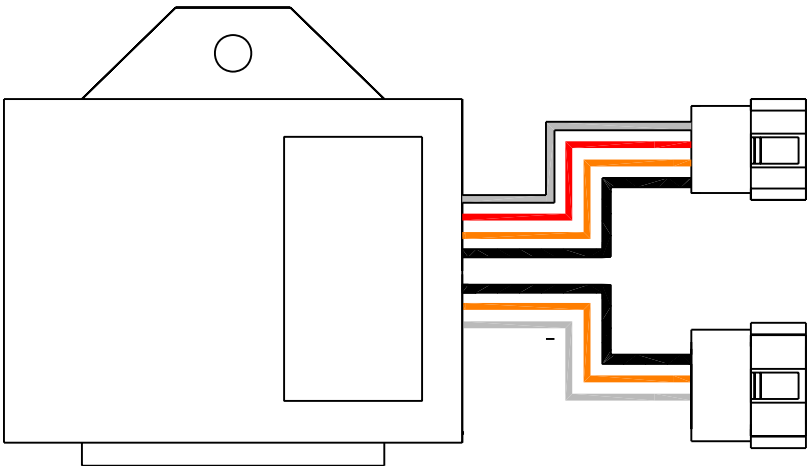
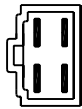
REVISION

DATE

DESCRIPTION

PLUG 1

PLUG 2

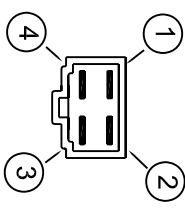


Yamaha ignition unit TID12-10

ERD CONFIGURATION to fit above unit


MALE PLUG 1

| | | |
|-------|------------|--------|
| PIN 1 | COIL (2&3) | GREY |
| PIN 2 | EARTH | BLACK |
| PIN 3 | BATTERY | RED |
| PIN 4 | COIL (1&4) | ORANGE |



MALE PLUG 2

| | | |
|-------|-------------------------------------|--------|
| PIN 1 | Not Used | |
| PIN 2 | TRIGGER COIL SOURCE (FOR COIL (2&3) | GREY |
| PIN 3 | Not Used | |
| PIN 4 | Not Used | |
| PIN 5 | TRIGGER COIL SOURCE (FOR COIL 1&4) | ORANGE |
| PIN 6 | TRIGGER COIL EARTH | BLACK |



Known Modeles were fitted

XS 250

ERD

ELECTRONIC
RESEARCH &
DEVELOPMENT

PO BOX 34 089 BIRKENHEAD
AUCKLAND

TITLE

YAMAHA TDI 12-10 IGN UNIT
WIRING & PLUG CONFIGURATION

DATE 4/6/08

SHEET 1 OF 1

DRAWN BY
BH

DRG NO. YAM